



Fleet Safety Management™ Report

DOT #

Data current as of: July 26, 2024

Out of Service Rates

| | Overall OOS Rate | Vehicle OOS Rate | Driver OOS Rate | HazMat OOS Rate |
|------------------------------------|-------------------------|-------------------------|------------------------|------------------------|
| WARRIOR TECHNOLOGIES LLC | 25.4% | 23.4% | 4.5% | 0.0% |
| National Average | 21.5% | 25.1% | 7.0% | 3.4% |
| NATIONAL AVG BY CARGO GROUP | | | | |
| Cargo Other | 22.3% | 24.6% | 6.8% | 3.2% |
| Flatbed | 22.9% | 28.0% | 6.3% | 3.7% |
| General Freight | 18.7% | 22.5% | 5.9% | 4.3% |
| Tank Trucks | 11.7% | 12.2% | 1.8% | 65.0% |

Carrier Counts

MCS-150 Date: 12/14/2023
Drivers: 93

Miles/Year: 337318 (2021)
Inspections: 64
Inspections w/ Violations: 49

Vehicles: 102
Crashes: 5



Fleet Safety ManagementTM Report

INSTRUCTIONS

Data current as of: July 26, 2024

OVERVIEW

Every Inspection may be comprised of multiple Violation Codes; some due to the Driver, some due to the Vehicle, and some resulting on an Out-of-Service (OOS). By breaking each Inspection down into its components, one can more easily understand the root cause(s) of its BASIC Scores and Alerts. Each Inspection is broken down into the Violation Codes and Vehicle Violations

Effect of Violation Age on SMS BASIC Score:

When reviewing each Inspection Report, one needs to look at

- (a) the Violation Severity points
- (b) whether or not the violation resulted in OOS and
- (c) the Time-Weight factor.

The FMCSA CSA Time-Weight factor puts the greatest emphasis on the most recent violations. In calculating the BASIC Scores, the Violation Time-Weight is 3X for Violations in the past 6 months. 2X for Violations 7 to 12 months old. and 1x for Violations 13 to 24 months old. Therefore as "bad" months age and if future months are good, one's score should improve.

For each of the five available BASICS this Fleet Safety Management report:

- A) Total Violation points accrued each month over past 24 months so one can understand how the passing of time will change BASIC scores
- B) Prioritized chart showing specific Violations responsible for the greatest Total Time-Weighted Points
- C) Prioritized chart showing specific Vehicles responsible for the greatest Total Time-Weighted Points
- D) A tabular breakout showing the specific Violations attributable to each Vehicle

Violations by State

of Inspections: 49

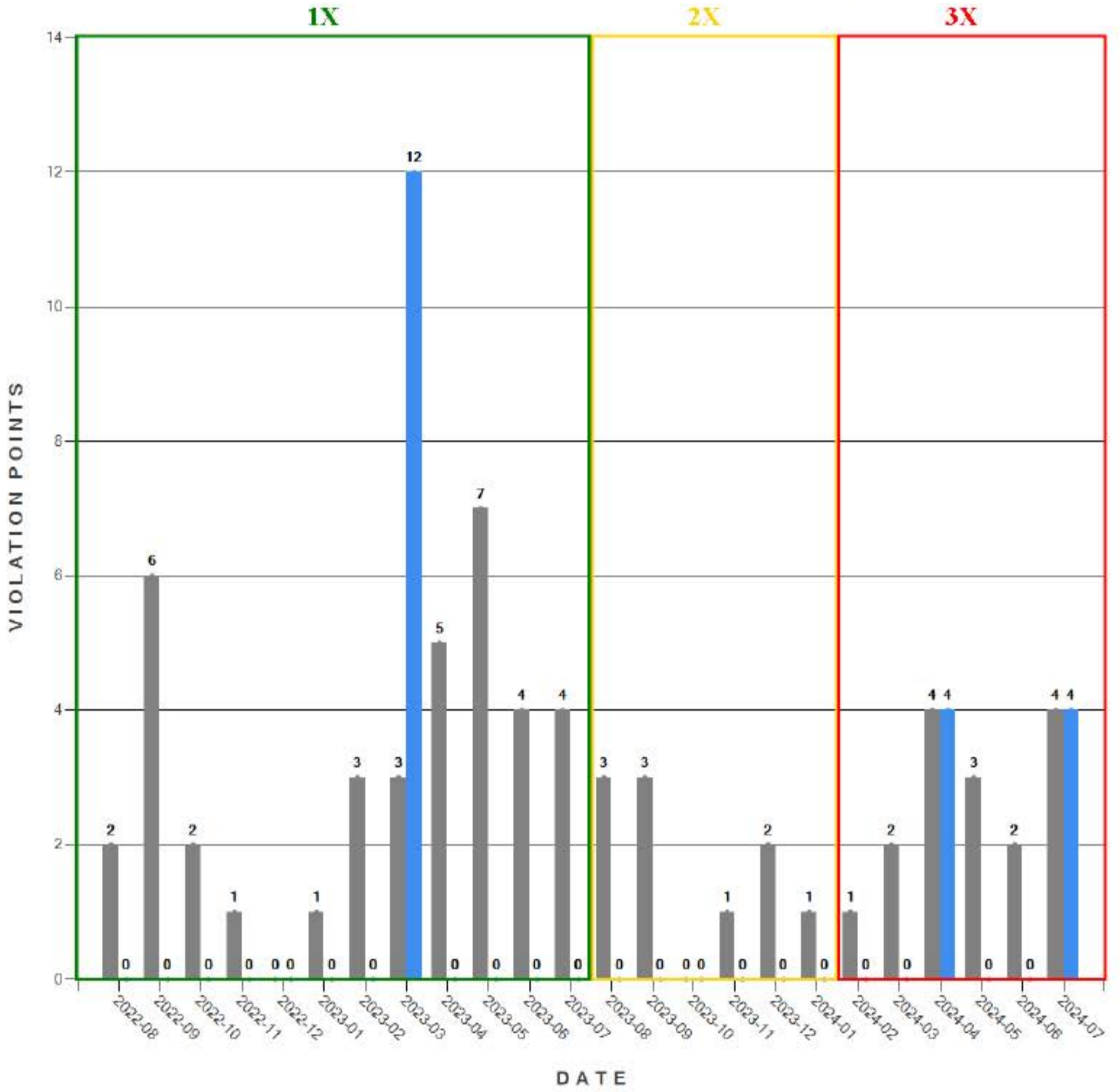
Total Severity Weight: 848

| | Number of Insp | % of Insp | Total Severity | % of Total Severity |
|----|-----------------------|------------------|-----------------------|----------------------------|
| NM | 5 | 10% | 67 | 8% |
| SD | 1 | 2% | 2 | 0% |
| TX | 43 | 88% | 779 | 92% |

Unsafe Driving

Key: ■ Violation Points ■ Inspections

Violation Points Accrued Each Month Over Time (not time-weighted)

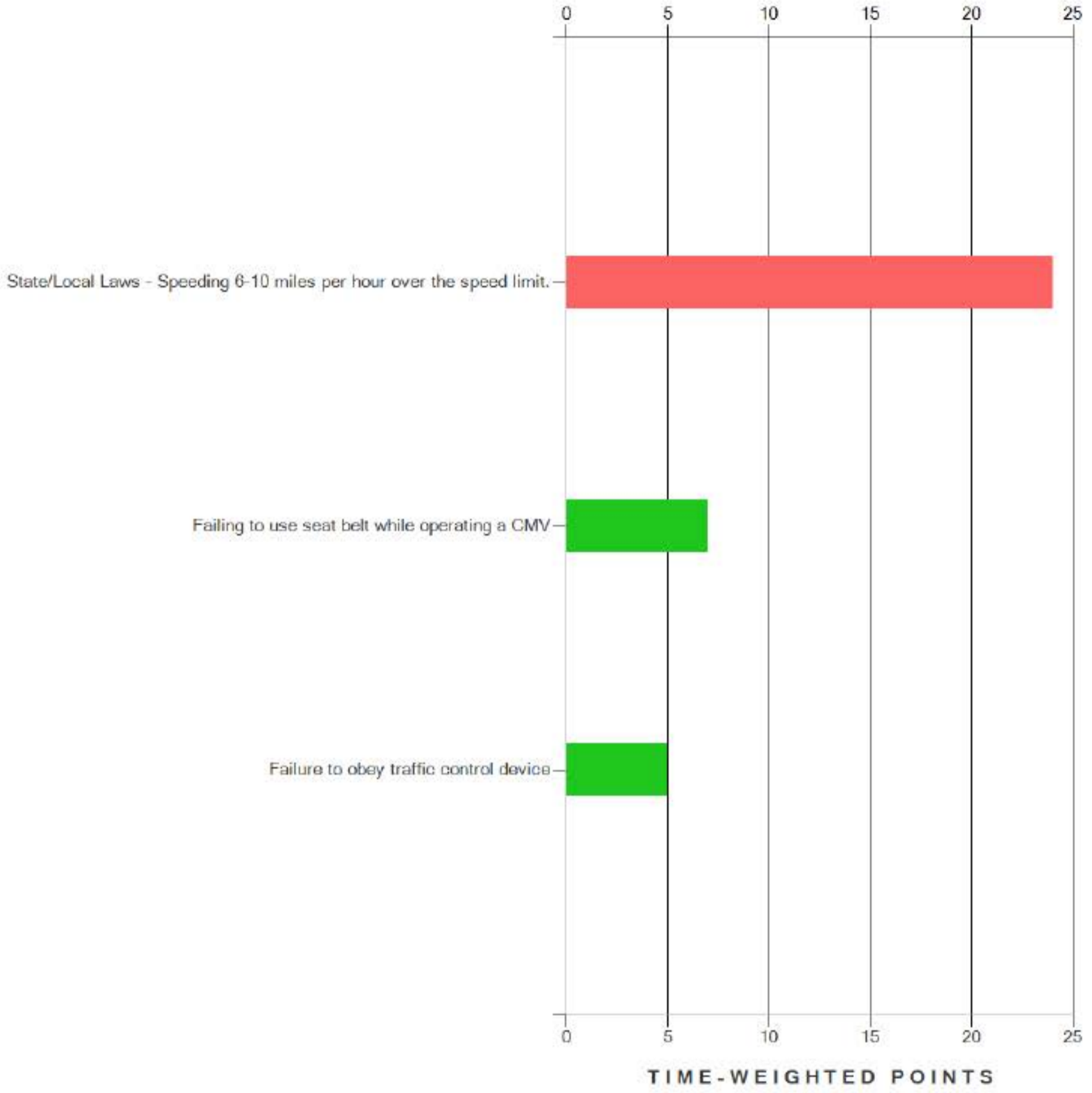


Unsafe Driving

Key: ■ 1-6 months ago ■ 7-12 months ago ■ 13-24 months ago

Prioritized Corrective Actions based on Time-weighted Violation Points

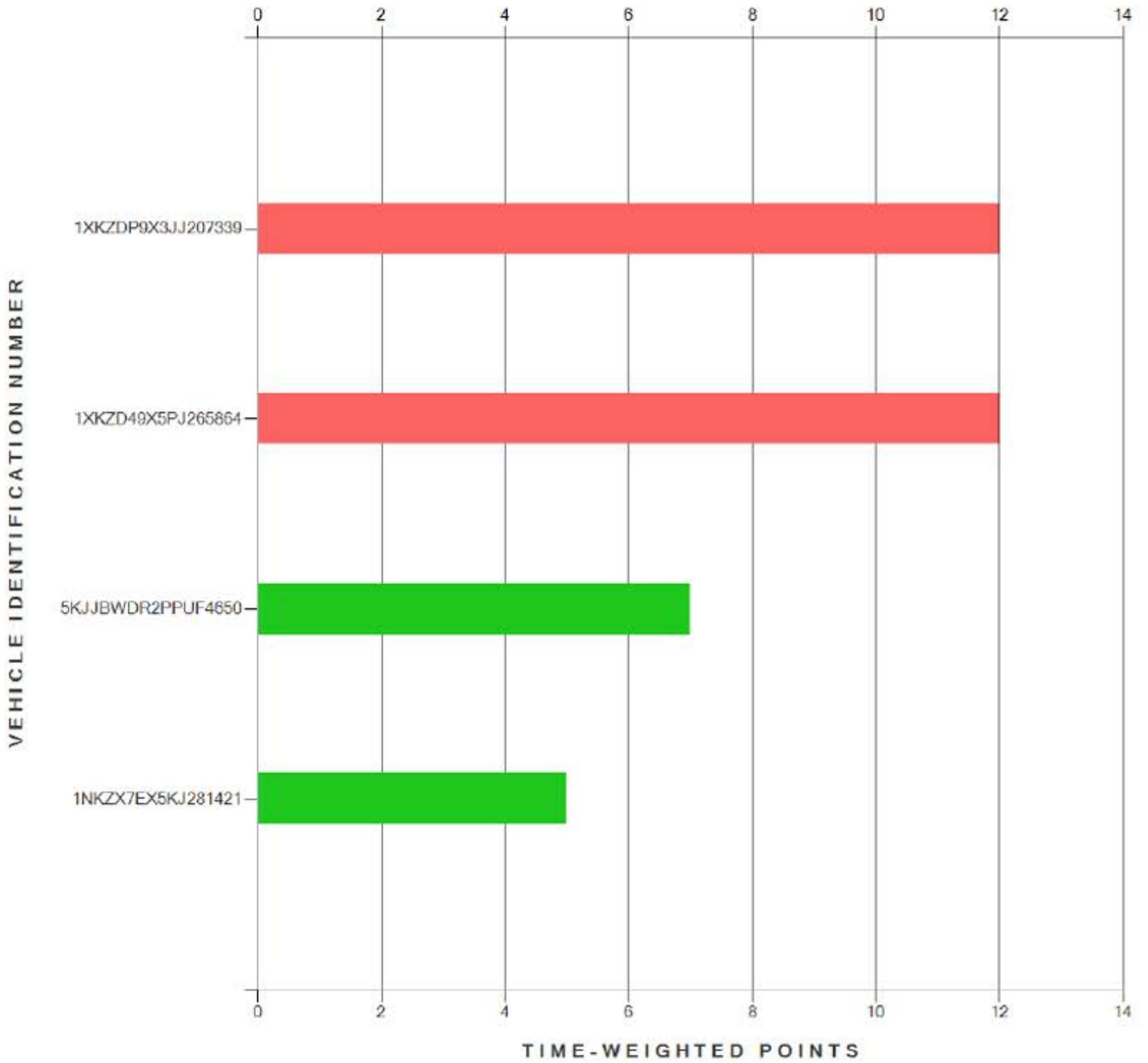
VIOLATIONS DESCRIPTIONS



Unsafe Driving

Key: ■ 1-6 months ago ■ 7-12 months ago ■ 13-24 months ago

Time-weighted Violation Points by VIN



Unsafe Driving

See the Excel file for the complete analysis

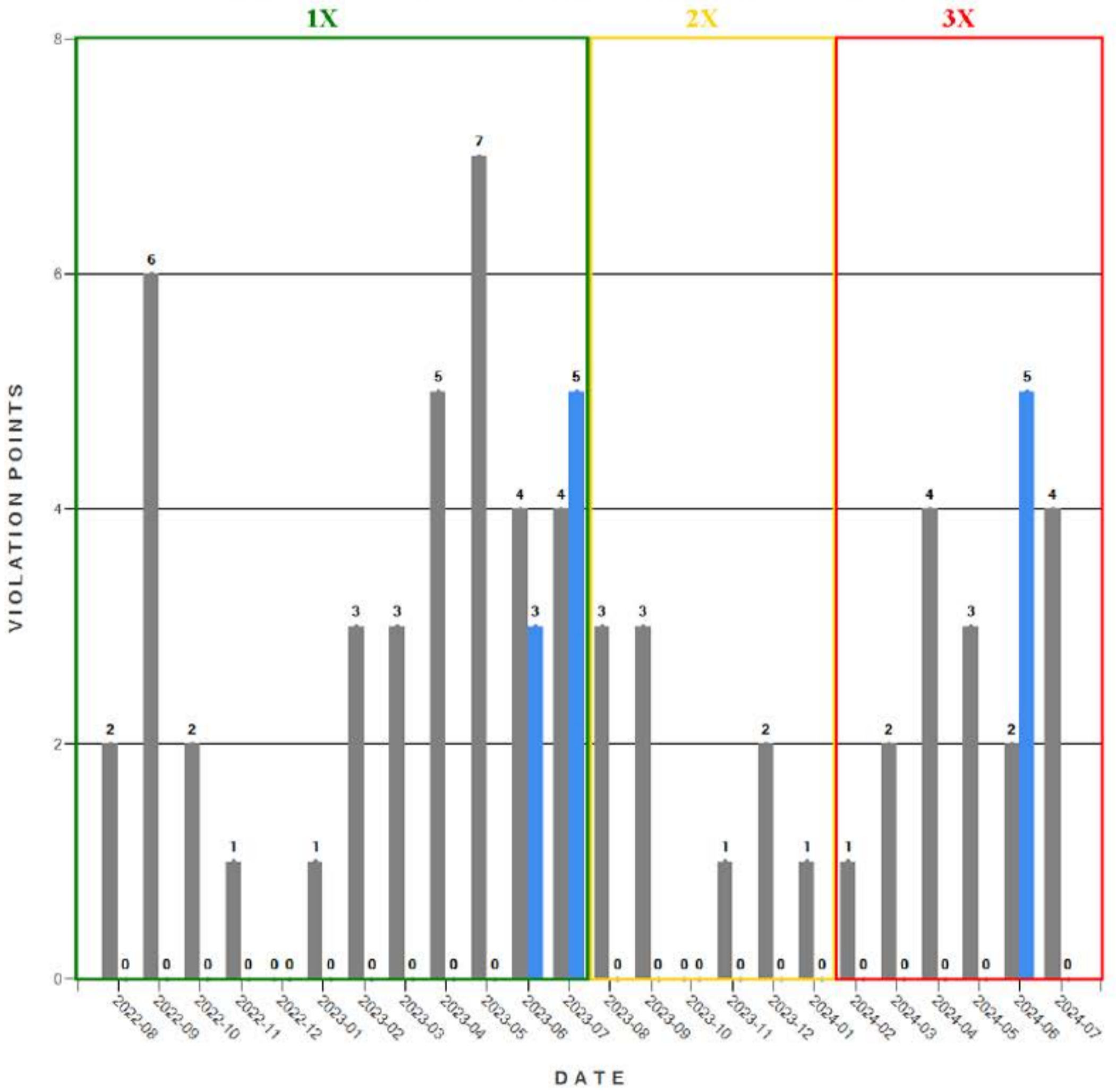
Violations is in (1-6/7-12/13-24mo)

| Shaded = Out Of Service Violation | | | | | |
|-----------------------------------|-----------------------------------|--|---|--|--|
| Violation Group | | | | Seat Belt | Dangerous Driving |
| Violation Description | Total Time-weighted Points by VIN | % of Total Time-weighted Points by VIN | State/Local Laws - Speeding 6-10 miles per hour over the speed limit. | Failing to use seat belt while operating a CMV | Failure to obey traffic control device |
| Driver Resp | | | N/A | Yes | Yes |
| Total Time-weighted Points | | | 24 | 7 | 5 |
| % Total Time-Wt Pts | | | 66.67 | 19.44 | 13.89 |
| 1XKZD49X5PJ265864 | 12 | 33.33 | 12 (1/0/0) | | |
| 1XKZDP9X3JJ207339 | 12 | 33.33 | 12 (1/0/0) | | |
| 5KJJBWDR2PPUF4650 | 7 | 19.44 | | 7 (0/0/1) | |
| 1NKZX7EX5KJ281421 | 5 | 13.89 | | | 5 (0/0/1) |

HOS Compliance

Key: ■ Violation Points ■ Inspections

Violation Points Accrued Each Month Over Time (not time-weighted)

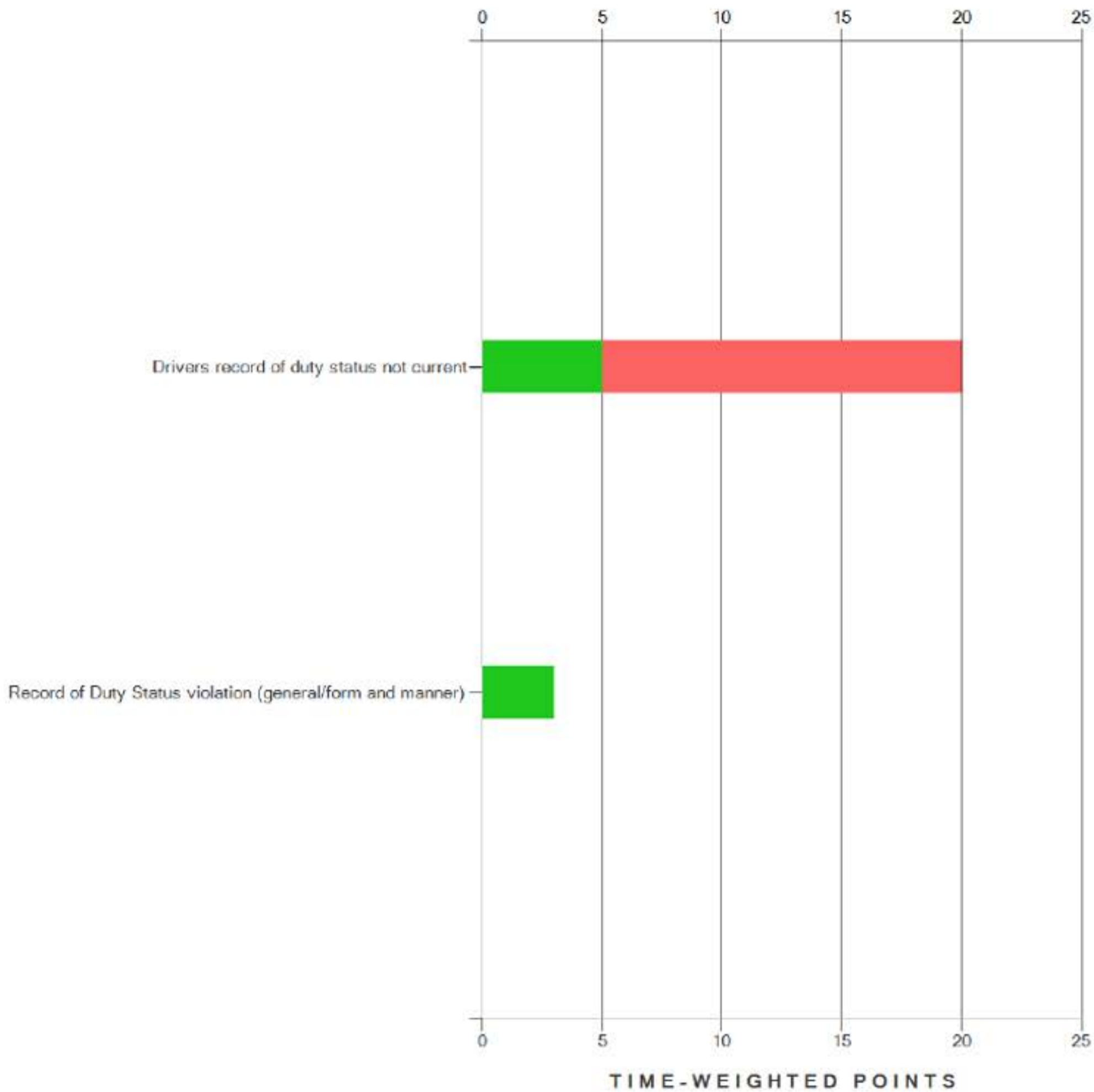


HOS Compliance

Key: ■ 1-6 months ago ■ 7-12 months ago ■ 13-24 months ago

Prioritized Corrective Actions based on Time-weighted Violation Points

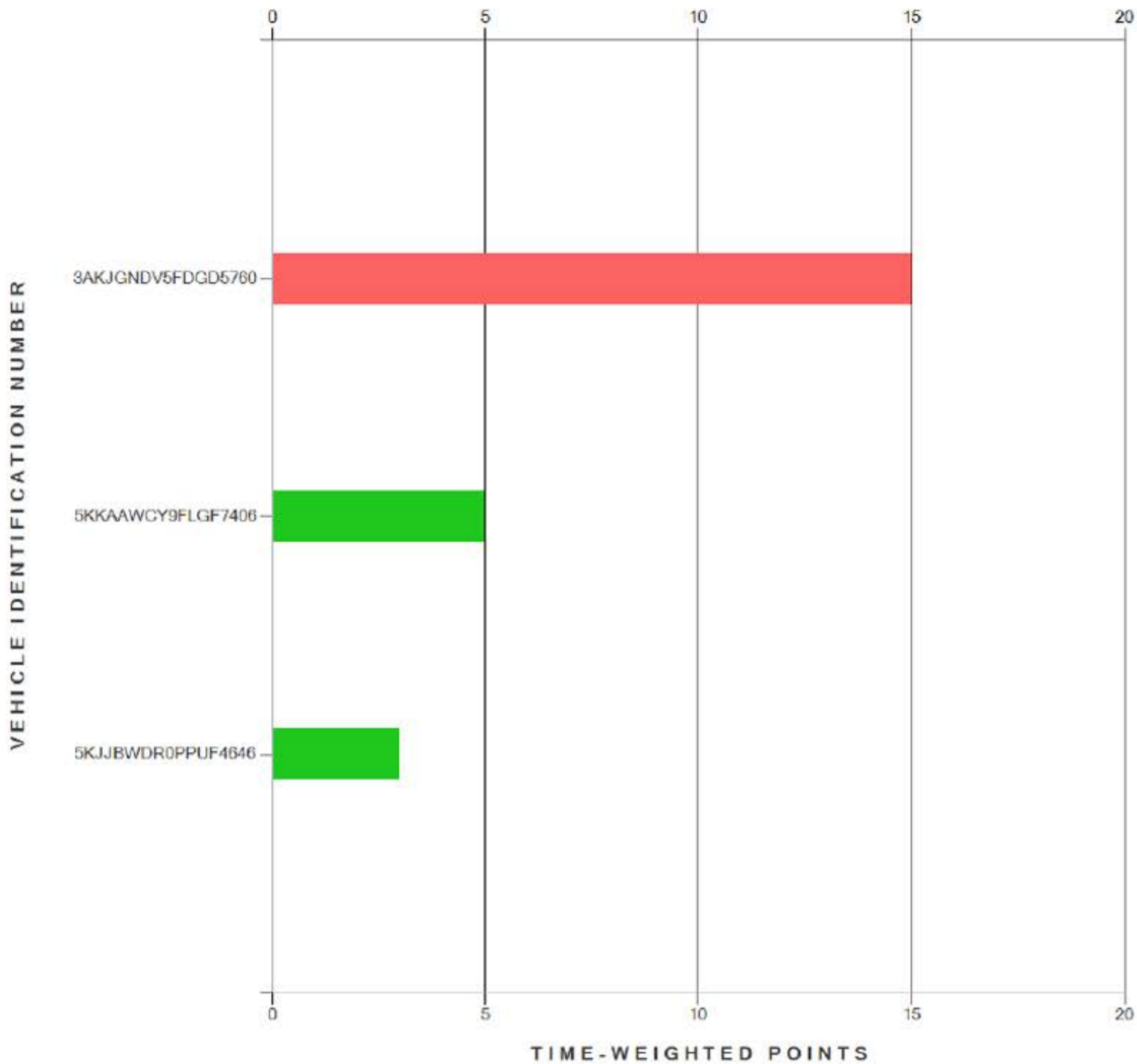
V I O L A T I O N S D E S C R I P T I O N S



HOS Compliance

Key: 1-6 months ago 7-12 months ago 13-24 months ago

Time-weighted Violation Points by VIN



HOS Compliance

See the Excel file for the complete analysis

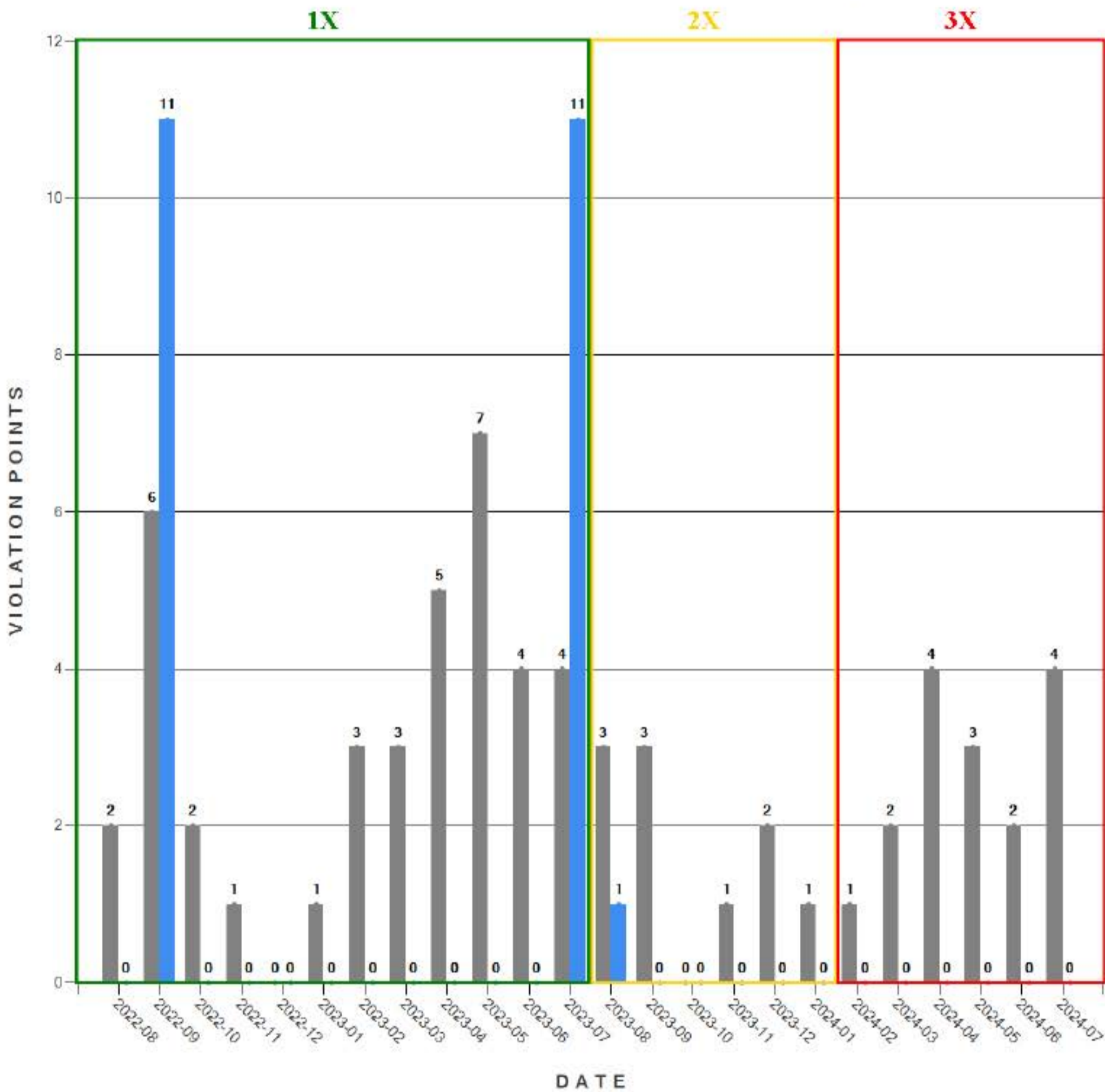
Violations is in (1-6/7-12/13-24mo)

| Shaded = Out Of Service Violation | | | | |
|-----------------------------------|-----------------------------------|--|---|---|
| Violation Group | | | Incomplete/Wrong Log | Other Log/Form & Manner |
| Violation Description | Total Time-weighted Points by VIN | % of Total Time-weighted Points by VIN | Drivers record of duty status not current | Record of Duty Status violation (general/form and manner) |
| Driver Resp | | | Yes | Yes |
| Total Time-weighted Points | | | 20 | 3 |
| % Total Time-Wt Pts | | | 86.96 | 13.04 |
| 3AKJGNDV5FDGD5760 | 15 | 65.22 | 15 (1/0/0) | |
| 5KKAAWCY9FLGF7406 | 5 | 21.74 | 5 (0/0/1) | |
| 5KJJBWDR0PPUF4646 | 3 | 13.04 | | 3 (0/0/1) |

Driver Fitness

Key: ■ Violation Points ■ Inspections

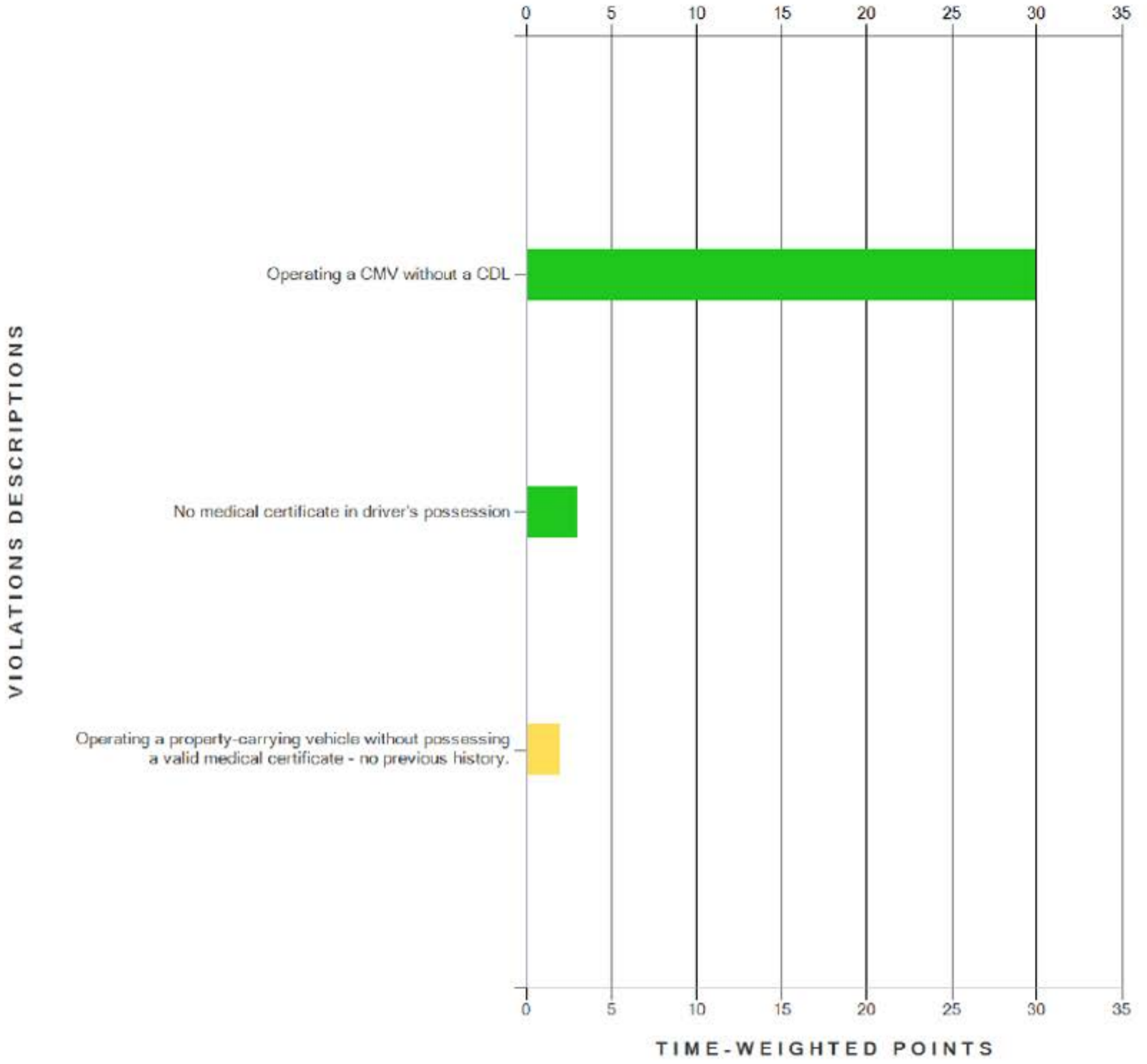
Violation Points Accrued Each Month Over Time (not time-weighted)



Driver Fitness

Key: ■ 1-6 months ago ■ 7-12 months ago ■ 13-24 months ago

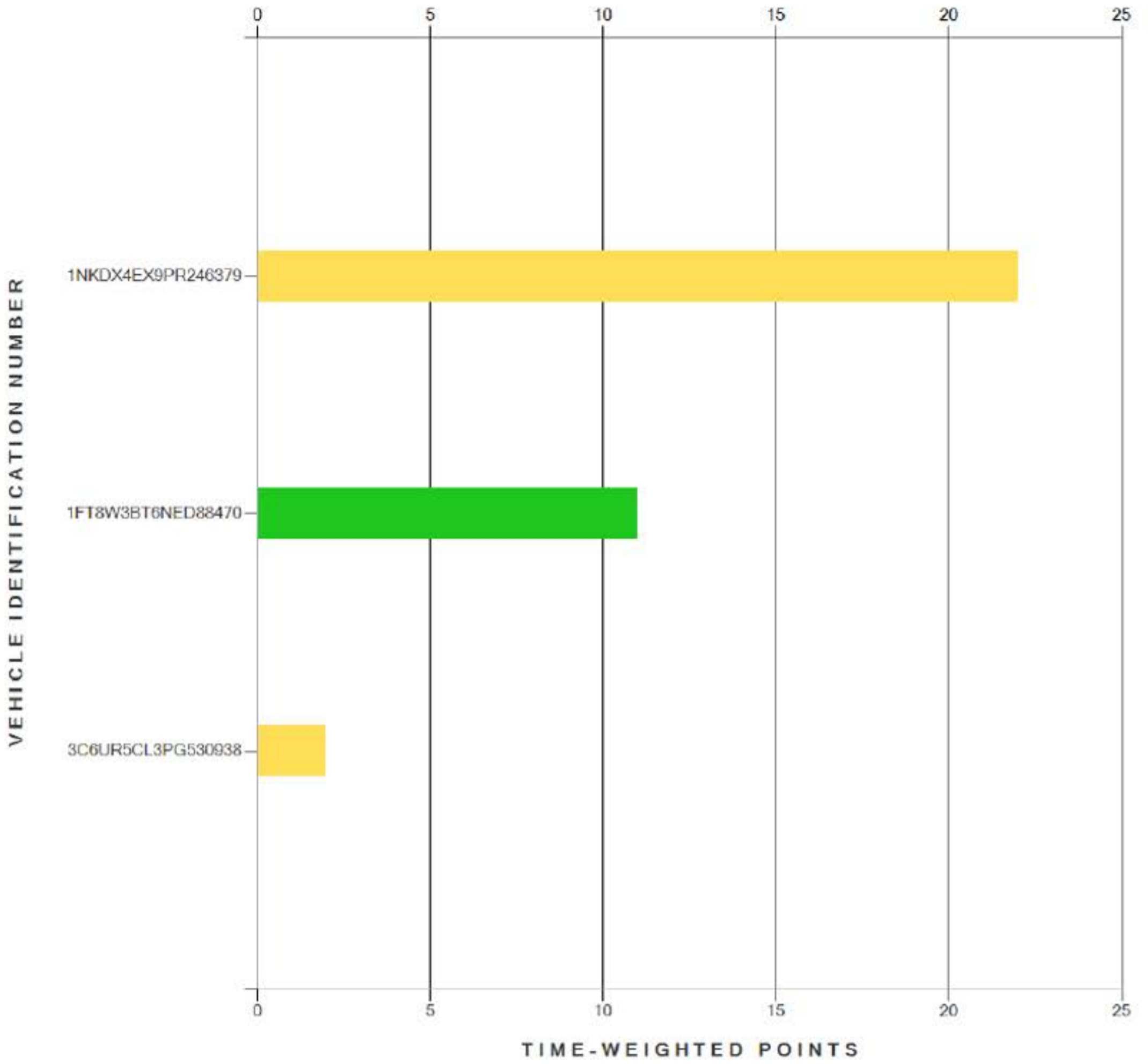
Prioritized Corrective Actions based on Time-weighted Violation Points



Driver Fitness

Key: ■ 1-6 months ago ■ 7-12 months ago ■ 13-24 months ago

Time-weighted Violation Points by VIN



Driver Fitness

See the Excel file for the complete analysis

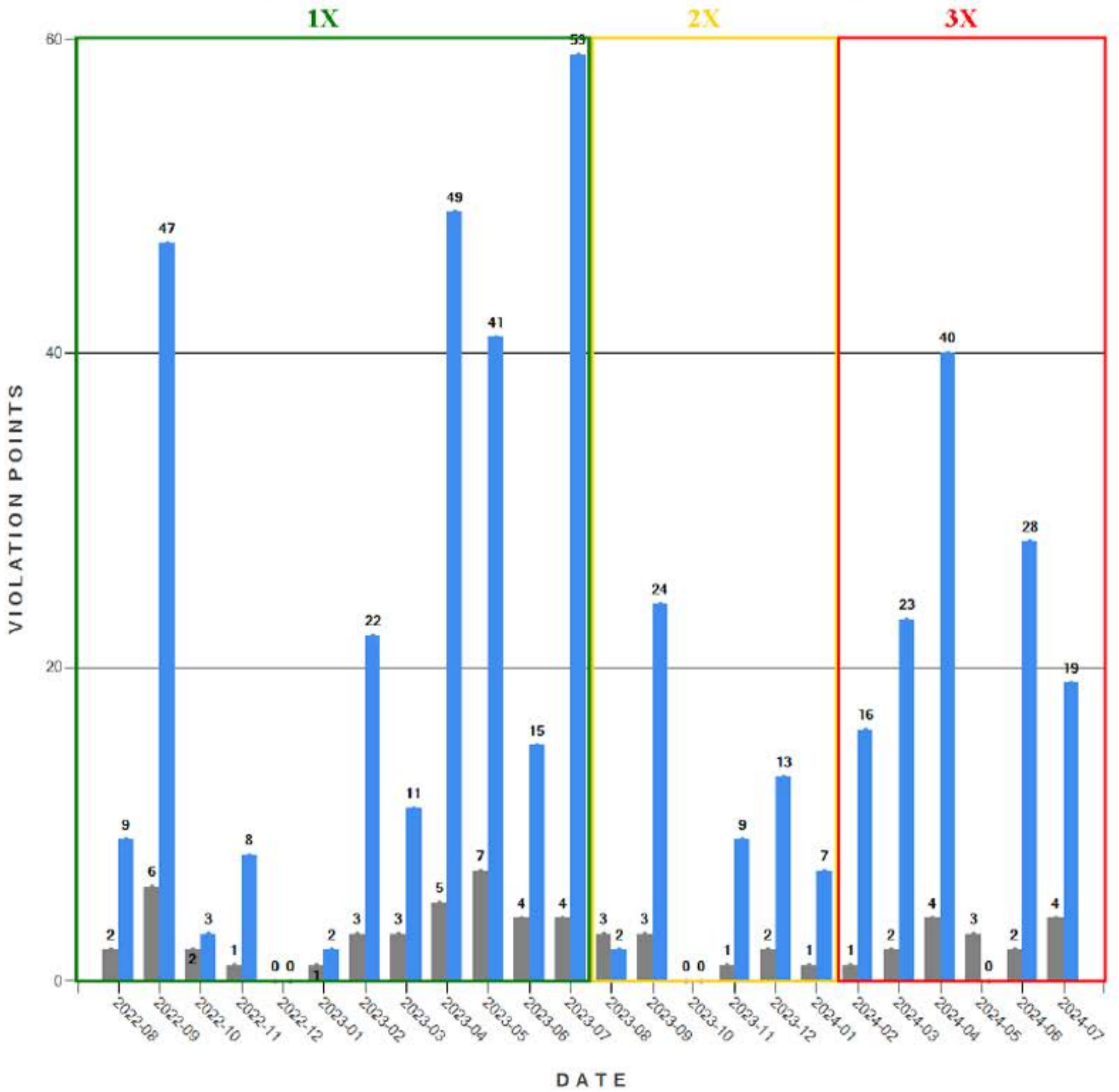
Violations is in (1-6/7-12/13-24mo)

| Shaded = Out Of Service Violation | | | | | |
|-----------------------------------|-----------------------------------|--|-------------------------------|---|---|
| Violation Group | | | License-related: High | Medical Certificate | |
| Violation Description | Total Time-weighted Points by VIN | % of Total Time-weighted Points by VIN | Operating a CMV without a CDL | No medical certificate in driver's possession | Operating a property-carrying vehicle without possessing a valid medical certificate - no previous history. |
| Driver Resp | | | Yes | Yes | N/A |
| Total Time-weighted Points | | | 30 | 3 | 2 |
| % Total Time-Wt Pts | | | 85.71 | 8.57 | 5.71 |
| 1NKDX4EX9PR246379 | 22 | 62.86 | 20 (0/1/0) | 2 (0/1/0) | |
| 1FT8W3BT6NED88470 | 11 | 31.43 | 10 (0/0/1) | 1 (0/0/1) | |
| 3C6UR5CL3PG530938 | 2 | 5.71 | | | 2 (0/1/0) |

Vehicle Maintenance

Key: ■ Violation Points ■ Inspections

Violation Points Accrued Each Month Over Time (not time-weighted)

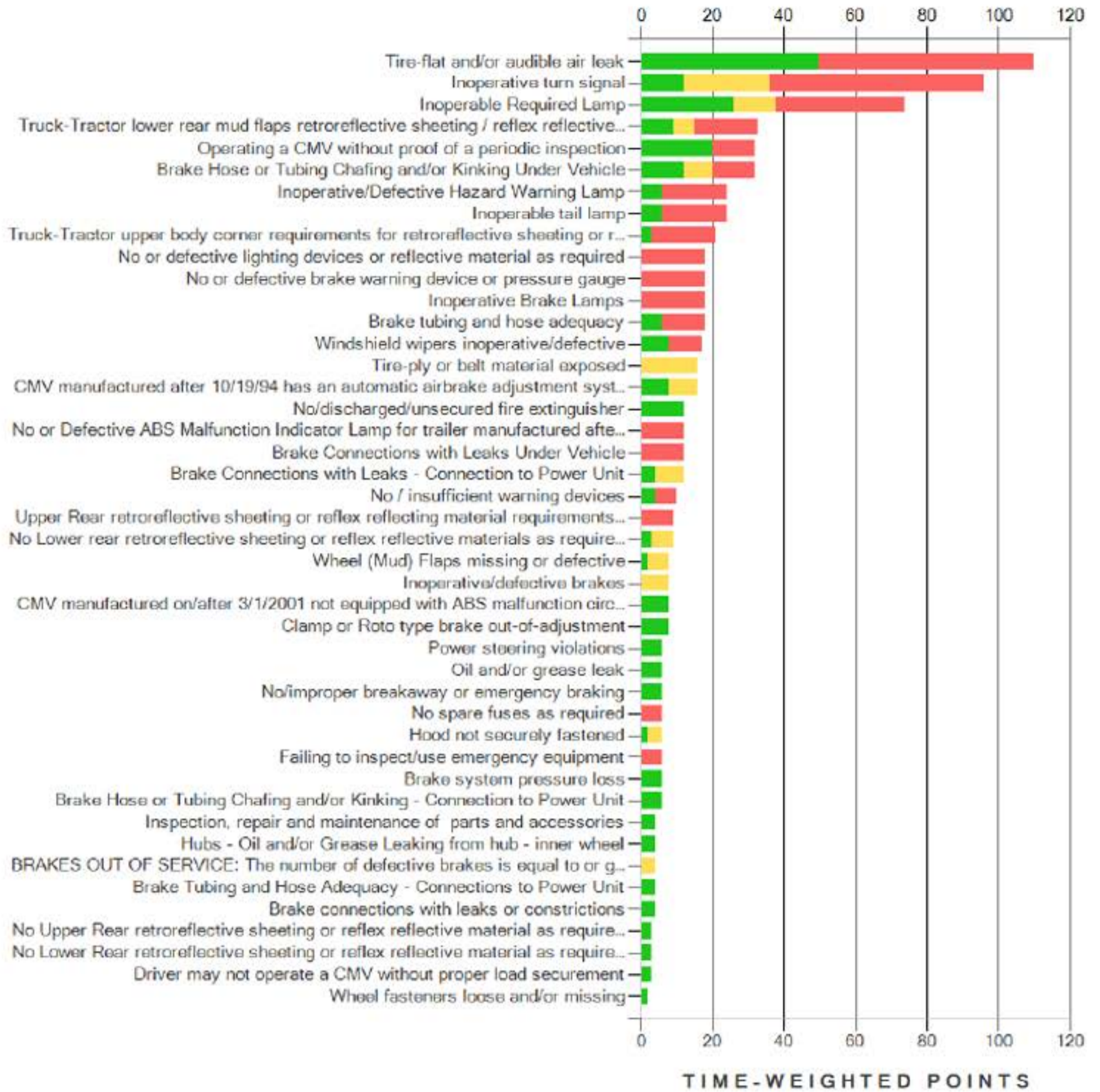


Vehicle Maintenance

Key: ■ 1-6 months ago ■ 7-12 months ago ■ 13-24 months ago

Prioritized Corrective Actions based on Time-weighted Violation Points

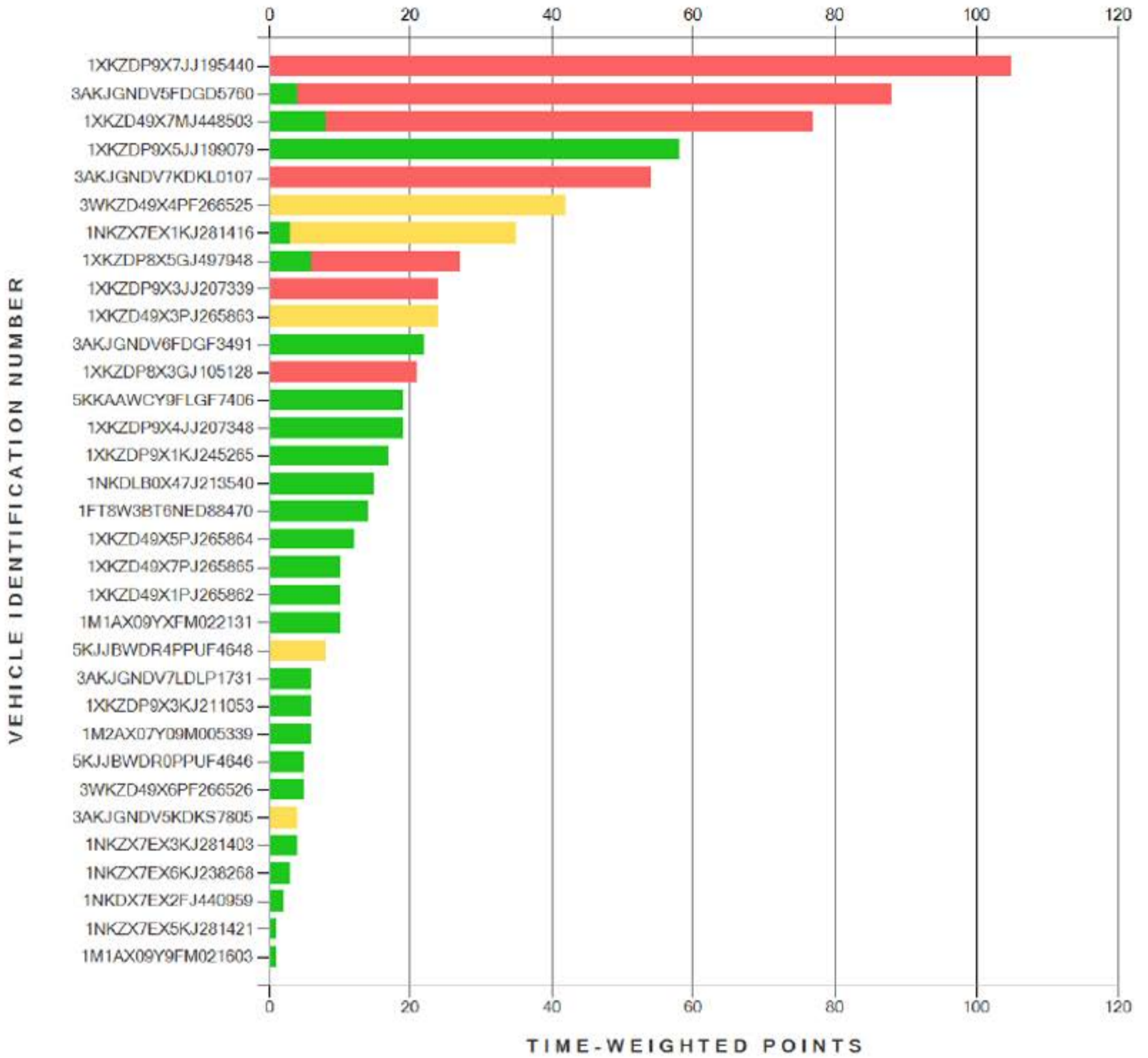
VIOLATIONS DESCRIPTIONS



Vehicle Maintenance

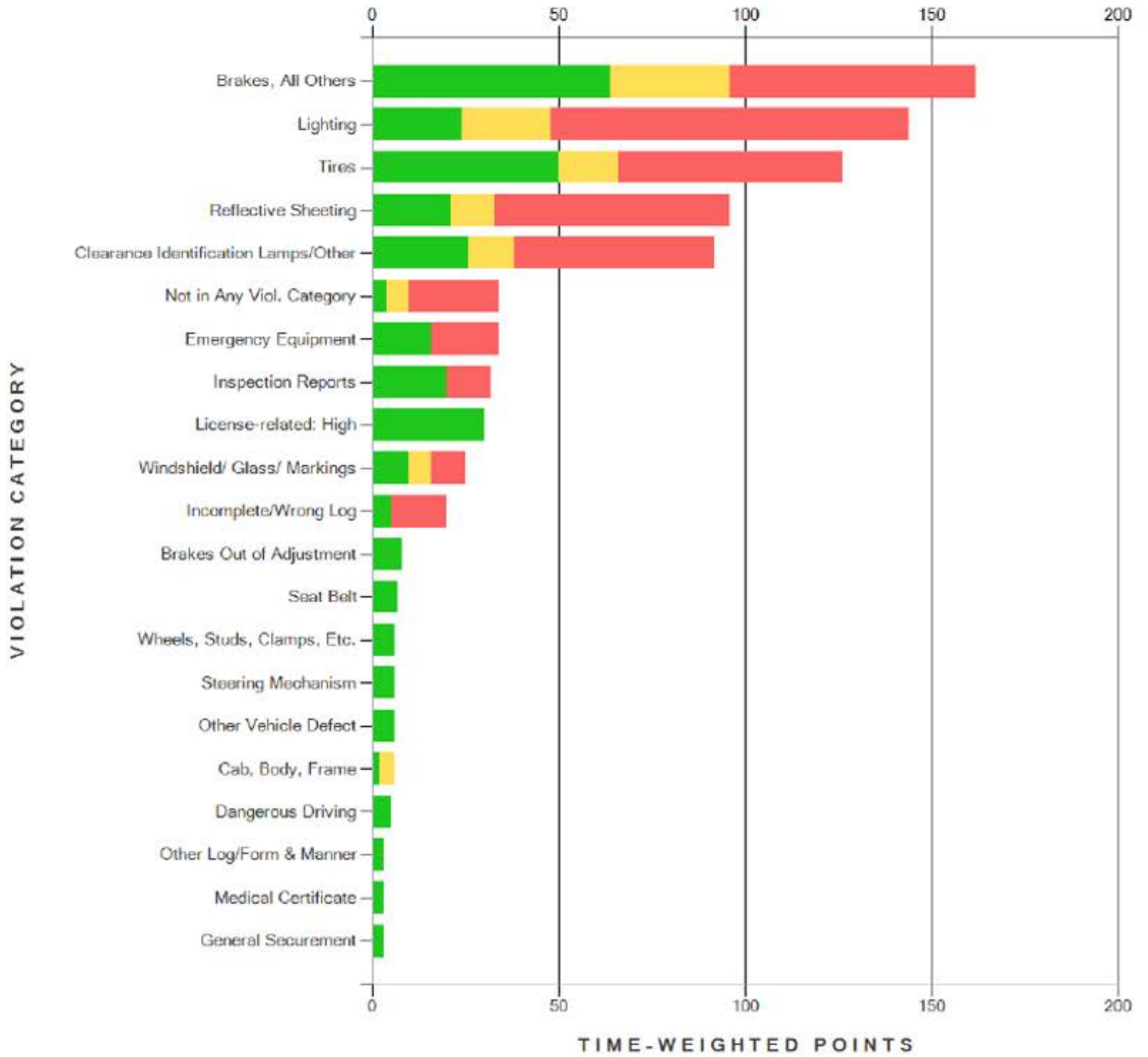
Key: ■ 1-6 months ago ■ 7-12 months ago ■ 13-24 months ago

Time-weighted Violation Points by VIN



Violation Category Analysis Across All 5 BASICs *

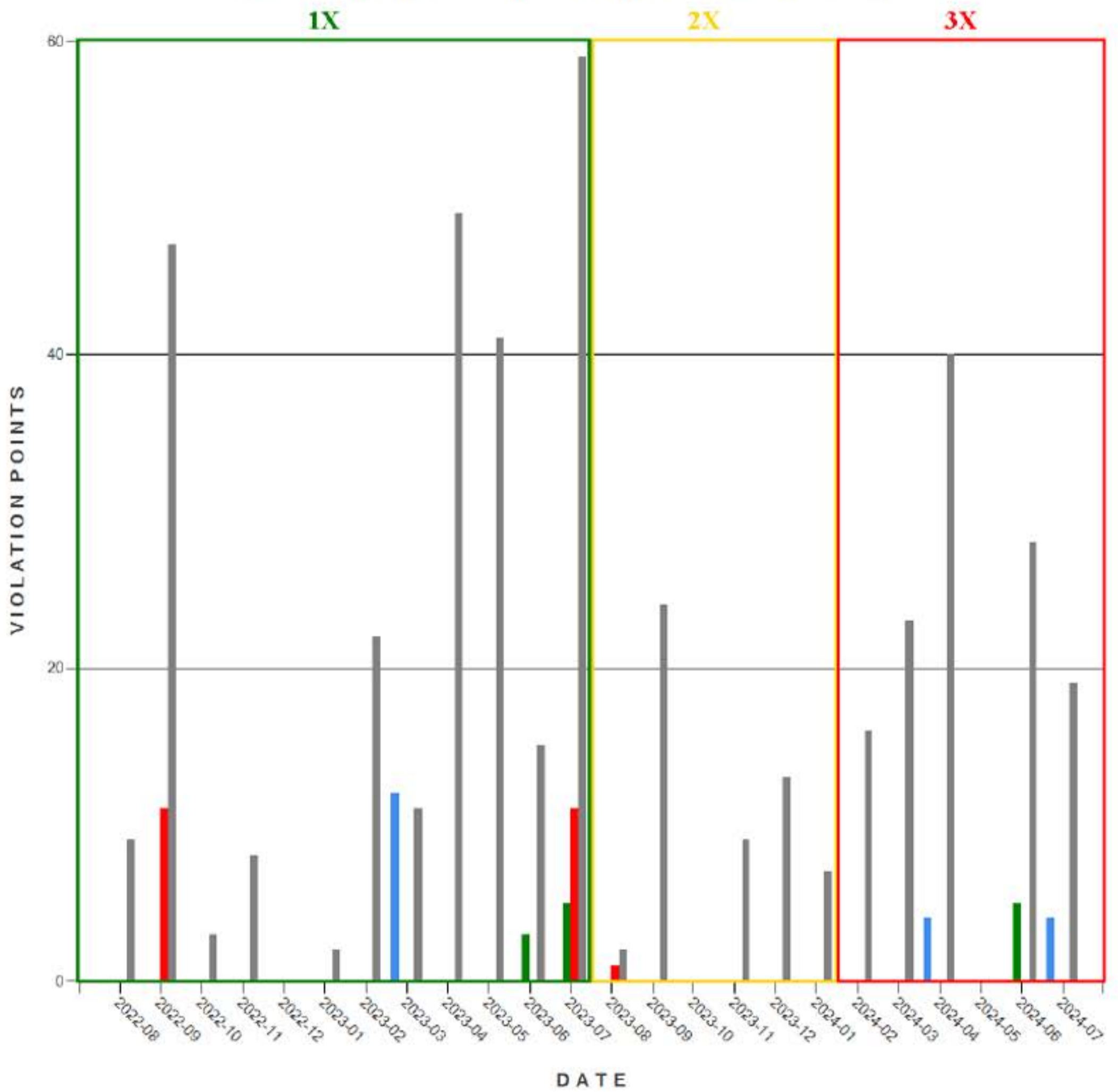
Key: ■ 13-24mo (1x) ■ 7-12mo (2x) ■ 1-6mo (3x) * UD, HS, DF, CS, VM



Composite Analysis - Includes violation data from all five BASICS

Unsafe Driving Hours of Service Driver Fitness Vehicle Maintenance

Composite Timeline Across All BASICS (Non-Time Weighted Points)

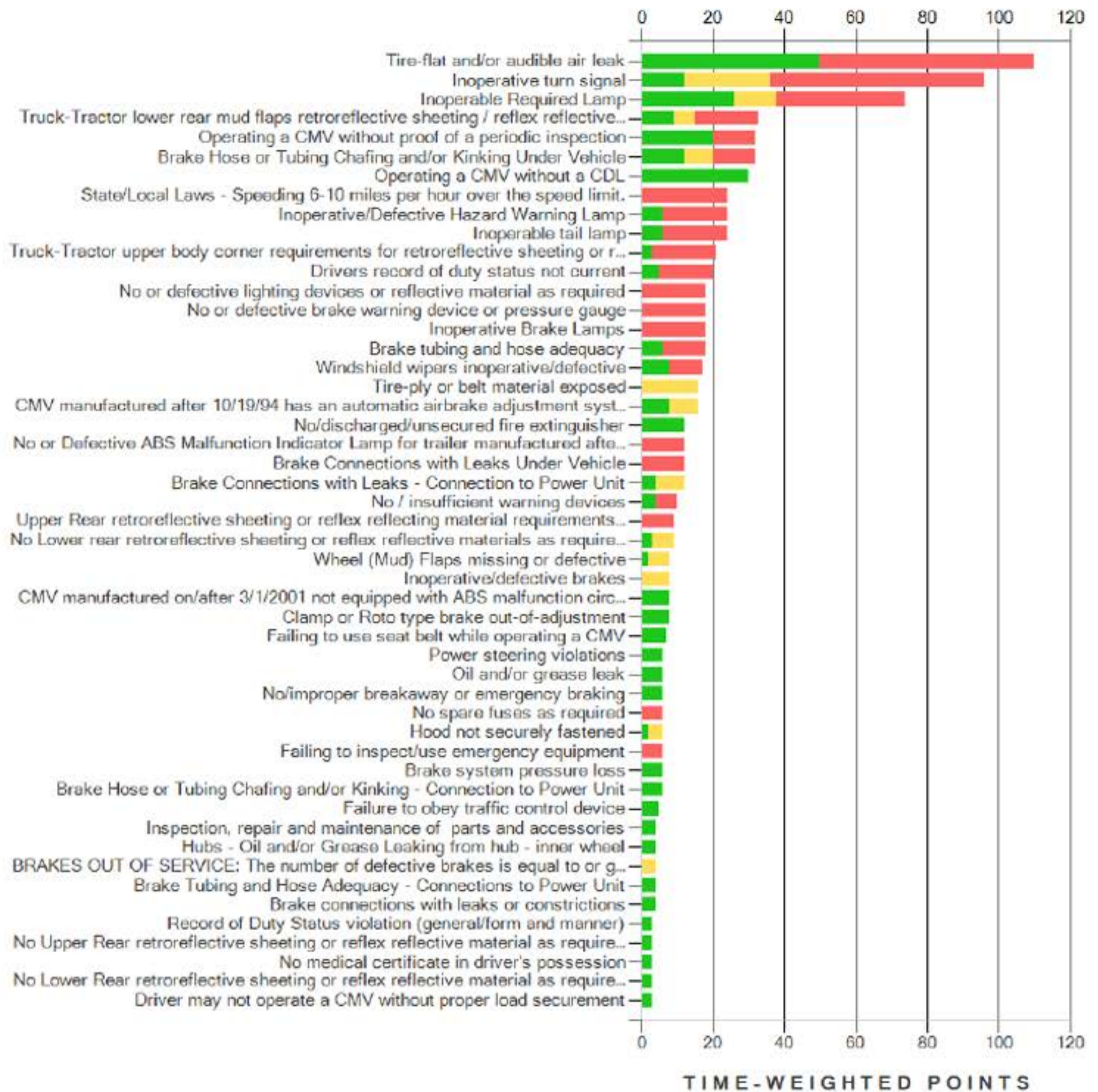


Composite Analysis - Includes violation data from all five BASICS

Key: ■ 1-6 months ago ■ 7-12 months ago ■ 13-24 months ago

Prioritized Corrective Actions based on Time-weighted Violation Points

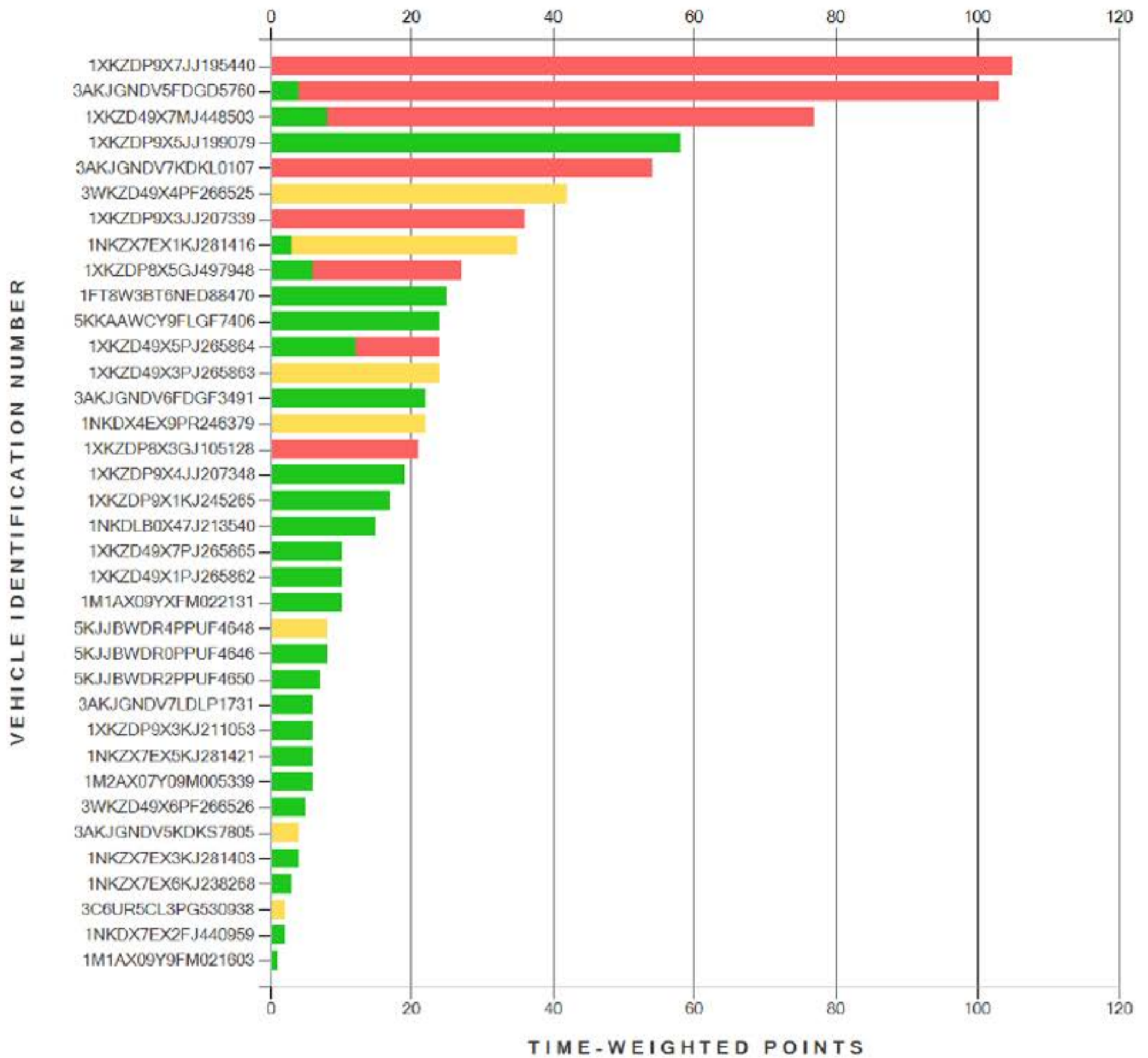
VIOLATIONS DESCRIPTIONS



Composite Analysis - Includes violation data from all five BASICS

Key: ■ 1-6 months ago ■ 7-12 months ago ■ 13-24 months ago

Time-weighted Violation Points by VIN



Composite Analysis - Includes violation data from all five BASICS

See the Excel file for the complete analysis

Violations is in (1-6/7-12/13-24mo)

| Shaded = Out Of Service Violation | | | | | | | | | | | | |
|-----------------------------------|-----------------------------------|--|-----------------------------------|-------------------------|--------------------------------------|---|--|---|-------------------------------|---|----------------------|---|
| Violation Group | | | Tires | Lighting | Clearance Identification Lamps/Other | Reflective Sheeting | Inspection Reports | Brakes, All Others | License-related: High | Lighting | Lighting | |
| Violation Description | Total Time-weighted Points by VIN | % of Total Time-weighted Points by VIN | Tire-flat and/or audible air leak | Inoperative turn signal | Inoperable Required Lamp | Truck-Tractor lower rear mud flaps retroreflective sheeting / reflex reflective material requirements for vehicles manufactured after July 1997 | Operating a CMV without proof of a periodic inspection | Brake Hose or Tubing Chafing and/or Kinking Under Vehicle | Operating a CMV without a CDL | Inoperative/Defective Hazard Warning Lamp | Inoperable tail lamp | State/Local Laws - Speeding 6-10 miles per hour over the speed limit. |
| Driver Resp | | | Yes | Yes | Yes | Yes | No | No | Yes | Yes | Yes | N/A |
| Total Time-weighted Points | | | 110 | 96 | 74 | 33 | 32 | 32 | 30 | 24 | 24 | 24 |
| % Total Time-Wt Pts | | | 12.97 | 11.32 | 8.73 | 3.89 | 3.77 | 3.77 | 3.54 | 2.83 | 2.83 | 2.83 |
| 1XKZDP9X7JJ195440 | 105 | 12.38 | 30 (1/0/0) | 18 (1/0/0) | 12 (2/0/0) | 9 (1/0/0) | | | | | | |
| 3AKJGNDV5FDGD5760 | 103 | 12.15 | 30 (1/0/0) | | | | 12 (1/0/0) | 16 (1/0/1) | | | | |
| 1XKZD49X7MJ448503 | 77 | 9.08 | | | 18 (2/0/0) | 9 (1/0/0) | | | | | 18 (1/0/0) | |
| 1XKZDP9X5JJ199079 | 58 | 6.84 | 10 (0/0/1) | 12 (0/0/2) | 4 (0/0/2) | 6 (0/0/2) | | | | 6 (0/0/1) | 6 (0/0/1) | |
| 3AKJGNDV7KDKL0107 | 54 | 6.37 | | 18 (1/0/0) | | | | | | 18 (1/0/0) | | |
| 3WKZD49X4PF266525 | 42 | 4.95 | | | 4 (0/1/0) | | | 8 (0/1/0) | | | | |
| 1XKZDP9X3JJ207339 | 36 | 4.25 | | 24 (1/0/0) | | | | | | | | 12 (1/0/0) |
| 1NKZX7EX1KJ281416 | 35 | 4.13 | | 24 (0/2/0) | 4 (0/1/0) | | | | | | | |
| 1XKZDP8X5GJ497948 | 27 | 3.18 | | | 6 (1/0/0) | 3 (0/0/1) | | | | | | |
| 1FT8W3BT6NED88470 | 25 | 2.95 | | | | | 4 (0/0/1) | | 10 (0/0/1) | | | |
| 1XKZD49X3PJ265863 | 24 | 2.83 | | | | | | | | | | |
| 1XKZD49X5PJ265864 | 24 | 2.83 | 10 (0/0/1) | | 2 (0/0/1) | | | | | | | 12 (1/0/0) |
| 5KKAAWCY9FLGF7406 | 24 | 2.83 | 10 (0/0/1) | | 2 (0/0/1) | | | 4 (0/0/1) | | | | |
| 1NKDX4EX9PR246379 | 22 | 2.59 | | | | | | | 20 (0/1/0) | | | |
| 3AKJGNDV6FDGF3491 | 22 | 2.59 | | | 2 (0/0/1) | | 4 (0/0/1) | | | | | |
| 1XKZDP8X3GJ105128 | 21 | 2.48 | | | | | | | | | | |
| 1XKZDP9X4JJ207348 | 19 | 2.24 | 10 (0/0/1) | | | | | | | | | |
| 1XKZDP9X1KJ245265 | 17 | 2.00 | | | | | | | | | | |
| 1NKDLB0X47J213540 | 15 | 1.77 | | | 2 (0/0/1) | | | | | | | |
| 1XKZD49X1PJ265862 | 10 | 1.18 | | | | | 4 (0/0/1) | | | | | |
| 1XKZD49X7PJ265865 | 10 | 1.18 | 10 (0/0/1) | | | | | | | | | |
| 1M1AX09YXFM022131 | 10 | 1.18 | | | 4 (0/0/1) | | | | | | | |
| 5KJJBWDR0PPUF4646 | 8 | 0.94 | | | 2 (0/0/1) | | | | | | | |
| 5KJJBWDR4PPUF4648 | 8 | 0.94 | | | | 6 (0/1/0) | | | | | | |
| 5KJJBWDR2PPUF4650 | 7 | 0.83 | | | | | | | | | | |
| 3AKJGNDV7LDLP1731 | 6 | 0.71 | | | 2 (0/0/1) | | 4 (0/0/1) | | | | | |
| 1XKZDP9X3KJ211053 | 6 | 0.71 | | | 2 (0/0/1) | | 4 (0/0/1) | | | | | |
| 1M2AX07Y09M005339 | 6 | 0.71 | | | | | | | | | | |
| 1NKZX7EX5KJ281421 | 6 | 0.71 | | | | | | | | | | |
| 3WKZD49X6PF266526 | 5 | 0.59 | | | | | | 4 (0/0/1) | | | | |

Crashes

| Color KEY | Color Code | | |
|-------------------|-----------------------|--|---|
| | Green | Orange | Red |
| HazMat Released | No | | Yes |
| Tow Away | No | Yes | |
| Time Weight | 1 | 2 | 3 |
| Severity Weight | 1 | | 2-3 |
| Injuries | 0 | 1-2 | 3 or more |
| Fatalities | 0 | | 1 or more |
| Vehicles in Crash | 0-1 | 2 | 3 or more |
| Light Condition | Daylight | Dawn; Dusk | Dark - Not Lighted; Dark - Lighted; Dark - Unknown Roadway Lighting |
| Road Surface | Dry | Wet; Water(Standing, Moving); Slush | Snow; Ice; Sand,Mud,Dirt,Oil Or Gravel |
| Weather Condition | No Adverse Conditions | Rain; Sleet, Hail; Blowing Sand, Soil, Dirt, Or Snow | Snow; Fog; Severe Crosswinds |

| VIN | 3AKJGNDV9FDGDS79 | 3BKDLU9X94F067967 | 1XKZDP9X5J199079 | 1GC4KYEY9KF208130 | INPWL40X0EED32080 |
|------------------------|-----------------------|-------------------------------------|-----------------------|-----------------------|-------------------------------------|
| Time Weight * | 2 | 2 | 2 | 2 | 1 |
| Severity Weight | 2 | 1 | 2 | 2 | 1 |
| Fatalities | 0 | 0 | 1 | 0 | 0 |
| Injuries | 1 | 0 | 0 | 1 | 0 |
| Road Surface Condition | Dry | Wet | Dry | Dry | Dry |
| Weather Condition | No Adverse Conditions | Rain | No Adverse Conditions | No Adverse Conditions | No Adverse Conditions |
| Light Condition | Daylight | Daylight | Daylight | Daylight | Daylight |
| Tow-Away | Y | Y | Y | Y | Y |
| HM Released | N | N | N | N | N |
| Vehicles In Crash | 2 | 3 | 2 | 2 | 2 |
| Sequence of Events | | | | | |
| Crash State | TX | TX | TX | TX | TX |
| Report Number | TX6PLDHQE1XR | TX6PFEHQE1NC | TX6ON7HQE1X5 | TX6NQGHE1BT | TX6KWGHQE1MZ |
| Date | 10/12/2023 | 10/5/2023 | 9/5/2023 | 8/8/2023 | 3/24/2023 |
| Vehicle Configuration | Tractor/Semitrailer | Single-Unit Truck (3 or More Axles) | Tractor/Semitrailer | Truck/Trailer | Single-Unit Truck (3 or More Axles) |
| Cargo Body Type | Cargo Tank | Cargo Tank | Cargo Tank | Flatbed | Other |